


# 10 APPS YOU DIDN'T KNOW YOU HAD IN MICROSOFT 365



**Boost productivity,  
save time, and improve  
customer experience**

# Boost productivity, save time, and improve customer experience

---

Microsoft 365 is like a treasure chest, full of delights waiting to be discovered.

Most businesses get it just to access Word, Excel, PowerPoint and Teams. And then they discover there are so many other apps included.

Find the right ones and you can save time, increase productivity and motivation, and create a smoother workflow for everyone in your business. With more of us working remotely, that's never been more important.

But finding the right apps to suit your business isn't always easy. There are literally hundreds to choose from.

Wouldn't it be great if someone wrote a guide to the best hidden apps in 365?

**Boom. That's what we've done. Here are the 10 Microsoft 365 apps we think every business should look closely at.**



Microsoft 365

# PLANNER



There are lots of project planning apps available. Think Asana, Trello, Monday, Basecamp etc. But for us, Planner stands out.

It's easy to use and comprehensive. You can use it to make plans and manage whole projects. For each task you create a team, then you can create to do lists, and assign tasks to members. It even plots charts so you can see how close to completion each project is.

And it integrates with other apps to allow direct file sharing and add tasks to your calendars too. Genius.



# BOOKINGS



Do you make appointments or schedule meetings with your team, clients, or other contacts? If so, look at Bookings.

It allows you to schedule appointments with anyone. Send invites where the recipient can select a time and date that suits them best and customise the booking. Then it's automatically added to your Outlook calendar.

You can also use Bookings to add Teams meeting links. And even embed it into your website, so prospects can access the live calendars of you and your sales team.

**10 APPS  
YOU DIDN'T  
KNOW YOU HAD  
IN MICROSOFT 365**

# POWER AUTOMATE



Ever find yourself repeating the same actions over and over again? Power Automate can automate these tasks for you, saving you loads of time.

Power Automate connects to lots of the other Microsoft 365 apps you might be using. It creates workflows using the actions you use most often. It can also inform other apps of changes you've made, sync files, and even post messages to Teams when a new task is created in Planner.

Because it's all automated, it means your people will be happier – they're not having to repeat the same actions over and over again. And the risk of human error is removed.

# POWER APPS



This has been hailed as the leader in the no-code revolution. It gives your people the tools they need to create apps that improve their working lives.

Power Apps can take away the manual entry of data, and push out updates to your team's smartphones, so they stay updated wherever they are.

It's similar to Power Automate, in that it creates automated workflows, but it's more involved. You can implement the logic and workflows created in Power Automate, create your own templates, or build it yourself. And you can use it on the web, on mobiles and even embed in Teams or SharePoint.

You can also use this to create an app for your business, without the expense or timescale of using a developer. Almost anyone in your business could use this easily.

# SHAREPOINT



SharePoint is essentially an intranet for your business. It's a really popular way to share resources, webpages, and news on a large scale.

It's completely customisable, so you can use your company logo and colour scheme, and make it look exactly as you want it to.

SharePoint is a little like Teams, but it doesn't have a teamwork or project work focus. However, the two apps can work together to make keeping everyone updated even easier.

# YAMMER



Essentially, this is Facebook for business. It's an internal communication platform.

It's similar to Slack and Discord, yet it has more of a Facebook-style feed, so it feels more familiar to use. It can be integrated with Teams, meaning your people can dip in and out of conversations easily. But it's more of a company-wide sharing platform.

You can use it to create polls, give news updates, and start discussions. It's great for building a community feel in your workplace. And that's really important for larger businesses or companies that have several offices.

# SWAY



This one is a PowerPoint-lite, with a bit of Canva thrown in for good measure.


With Sway, you can create presentations, newsletters and other documents quickly and efficiently, then share them within the business.

The great thing about Sway is that you can pull content from any online source, and whatever you produce looks professional without spending loads of time on it.

It's best used for presentations that the viewer guides themselves through, rather than one that you would present. So it could be used for company newsletters, brochures, and reports.

Oh, and it's optimised for mobile.

# STREAM



As the name may suggest, Stream is your business's answer to YouTube.

It's an internal video sharing platform, where you can upload, share and create videos.

You can organise your content into channels, share it easily and with anyone you need to, and there's also a lot of storage space. It also works well with Yammer, SharePoint, and Teams (to name a few), to make your content even more relevant and accessible.

# TO DO

Who doesn't love a good organised to do list?

To Do (formerly Wunderlist) allows you to create lists, track and prioritise tasks and organise different areas of your business.

You can see at a glance what's been completed and what still needs to be done (and by whom). You can add notes to give someone a nudge, or to add information about certain actions and attachments. And of course share your lists with anyone you need to.

Again, it works well with lots of other Microsoft 365 apps for easier information sharing and updates. And it's available on both desktop and mobile.

# CLARITY


It's really helpful if you know how people are using your website.

If you know what they're clicking on, and more importantly what they're not engaging with, you can change your website so it performs even better.

That's what Clarity allows you to do. You can see heat maps of the pages and sections where people spend the most time. And even replay videos of what people did on your website.

This information really is invaluable, especially when you consider your website is usually the first impression you give to your prospective customers.

**10 APPS  
YOU DIDN'T  
KNOW YOU HAD  
IN MICROSOFT 365**



## Microsoft 365

**So there we have it. Our 10 current favourite hidden apps inside Microsoft 365.** Some of these are included in your subscription, and some you'll need to pay for. You can usually get a free trial on them before you make a commitment. And if you use the apps as they're designed to be used, you should find they're an investment rather than a cost.

**WANT TO HAVE A DISCUSSION ABOUT  
MAKING MORE OF MICROSOFT 365  
IN YOUR BUSINESS?  
GET IN TOUCH WITH US.**



Tel: 03330 509625

Email: [hello@htsmSP.co.uk](mailto:hello@htsmSP.co.uk)

Web: [www.htsmSP.co.uk](http://www.htsmSP.co.uk)